

UW Postdoc Profile

A few facts about the 1,131 UW postdoctoral scholars, as of January 2017

Gender

Female	500	44.2%
Male	631	55.8%

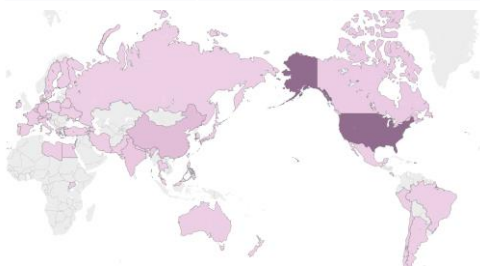
Time-In-Position*

< 1 Year	590	52.2%
1-2 Years	369	32.6%
2-3 Years	114	10.1%
3-4 Years	36	3.2%
4-5 Years	17	1.5%
> 5 Years	5	0.4%

*Time in position under current job title.

Citizenship


Domestic	713	63.0%
International	380	33.6%
No Response	38	3.4%



Top Countries

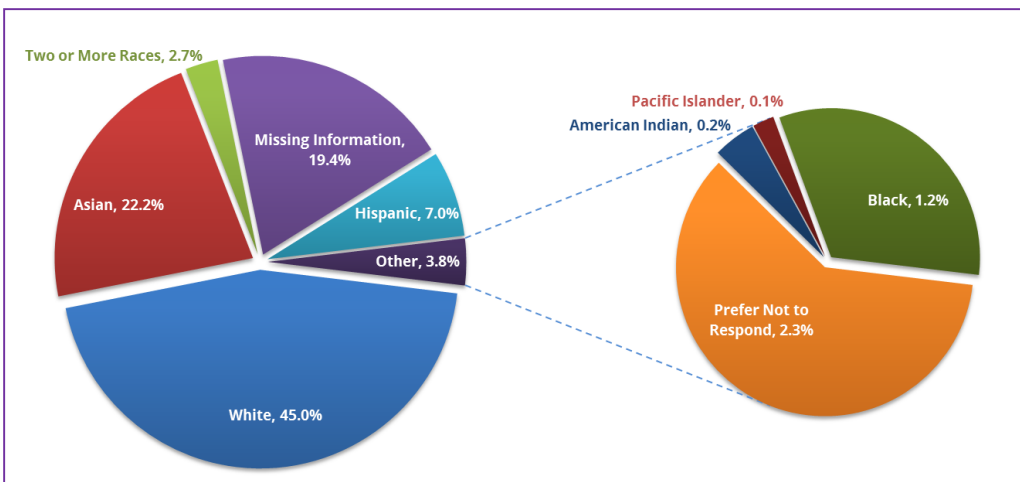
UNITED STATES OF AMERICA	713	63.0%
CHINA	115	10.2%
INDIA	42	3.7%
CANADA	23	2.0%
GERMANY	18	1.6%
KOREA, SOUTH	18	1.6%
UNITED KINGDOM (ENGLAND, WALES, SCOTLAND, IRELAND)	16	1.4%
FRANCE	14	1.2%
ITALY	13	1.1%

Schools/Colleges



Note: Other Schools/Colleges (3.0%) include: College of Education (13, 1.1%); School of Nursing (6, 0.5%); UW Bothell (6, 1.3%); School of Dentistry (5, 0.4%); Built Environment (2, 0.2%); Evans School (2, 0.2%).

Race/Ethnicity



Note: 19.4% of the postdocs have no race/ethnicity information in the HR system; 2.3% prefer not to respond.

Home Departments

AERONAUTICS & ASTRONAUTICS	8	0.7%	HUMAN CTR DESIGN & ENGINEERING	1	0.1%
ANESTHESIOLOGY & PAIN MEDICINE	20	1.8%	IMMUNOLOGY	24	2.1%
ANTHROPOLOGY	1	0.1%	LAB MEDICINE	8	0.7%
APPLIED MATHEMATICS	7	0.6%	LANDSCAPE ARCHITECTURE	1	0.1%
AQUATIC&FISHERY SCIENCES	20	1.8%	LINGUISTICS	1	0.1%
ARCHITECTURE	1	0.1%	MARINE & ENVIRONMENTAL AFFAIRS	3	0.3%
ASTRONOMY	13	1.1%	MATERIAL SCIENCE & ENGINEERING	16	1.4%
ATMOSPHERIC SCIENCES	11	1.0%	MECHANICAL ENGINEERING	10	0.9%
BIOBHAVIRAL NURSING & HEALTH INFORMATICS	2	0.2%	MEDICINAL CHEMISTRY	4	0.4%
BIOCHEMISTRY	61	5.4%	MEDICINE, DEPARTMENT	124	11.0%
BIOENGINEERING (SOM)	36	3.2%	MICROBIOLOGY	23	2.0%
BIOLOGICAL STRUCTURE	15	1.3%	MUSIC	1	0.1%
BIOLOGY	40	3.5%	NEUROLOGICAL SURGERY	5	0.4%
BIOMEDICAL INFORMATICS & MEDICAL EDUCATION	5	0.4%	NEUROLOGY	17	1.5%
BIOSTATISTICS	9	0.8%	OBSTETRICS & GYNECOLOGY	4	0.4%
[BOTHELL] BIO SCIENCES	1	0.1%	OCEANOGRAPHY	33	2.9%
[BOTHELL] EDUCATION	1	0.1%	OPHTHALMOLOGY	6	0.5%
[BOTHELL] INTERDISCIPLINARY ARTS & SCIENCES	1	0.1%	ORAL HEALTH SCIENCES	1	0.1%
[BOTHELL] PHYSICAL SCIENCE	3	0.3%	ORTHOPEDICS	16	1.4%
CHEMICAL ENGINEERING	18	1.6%	OTOLARYGOLOGY-HEAD&NECK SURGERY	8	0.7%
CHEMISTRY	52	4.6%	PATHOLOGY	31	2.7%
CIVIL & ENVIRONMENTAL ENGINEERING	11	1.0%	PEDIATRIC DENTISTRY	1	0.1%
COMPARATIVE MEDICINE	7	0.6%	PEDIATRICS	39	3.4%
COMPUTER SCIENCE & ENGINEERING	20	1.8%	PERIODONTICS	1	0.1%
DANCE	1	0.1%	PHARMACEUTICS	13	1.1%
DENTISTRY-DEANS OFFICE	2	0.2%	PHARMACOLOGY	19	1.7%
EARTH & SPACE SCIENCES	8	0.7%	PHARMACY, DEPARTMENT	8	0.7%
EDUCATION, DEPARTMENT	13	1.1%	PHYSICS	29	2.6%
ELECTRICAL ENGINEERING	13	1.1%	PHYSIOLOGY & BIOPHYSICS	30	2.7%
ENVIRONMENTAL & OCCUPATIONAL HEALTH	10	0.9%	PSYCHIATRY	32	2.8%
ENVIRONMENTAL & FORESTRY SCIENCES	11	1.0%	PSYCHOLOGY	17	1.5%
EPIDEMIOLOGY	9	0.8%	PUBLIC POLICY & GOVERNANCE	2	0.2%
FAMILY & CHILD NURSING	4	0.4%	RADIATION ONCOLOGY	7	0.6%
FAMILY MEDICINE	1	0.1%	RADIOLOGY	23	2.0%
FRIDAY HARBOR LABS	1	0.1%	REHABILITATION MEDICINE	12	1.1%
GENOME SCIENCES	62	5.5%	SOCIOLOGY	2	0.2%
GLOBAL HEALTH (SPH)	7	0.6%	SPEECH & HEARING SCIENCES	12	1.1%
GLOBAL HEALTH (SOM)	4	0.4%	STATISTICS	4	0.4%
HEALTH SERVICES	8	0.7%	SURGERY	19	1.7%
			UROLOGY	7	0.6%